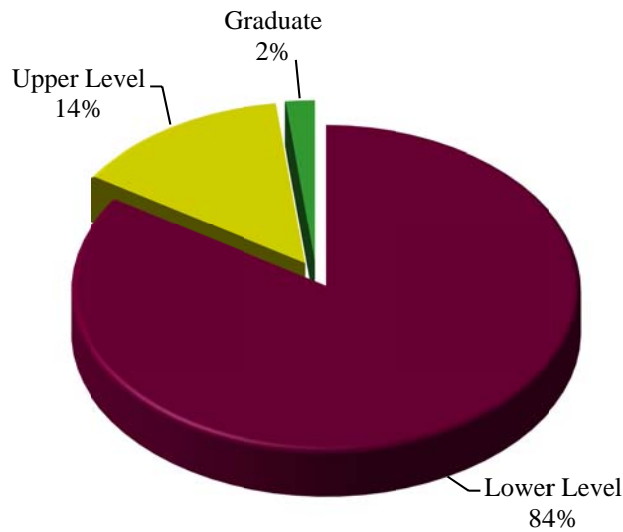


Student Credit Hours by Department and Level of Instruction Fall 2009

College of Arts and Humanities

Department	Lower	Upper	Graduate	Total
Academic Success Unit	4827	0	0	4827
Behavioral Sciences	2559	990	24	3573
English, Language & Communication	4653	955	0	5608
Fine Arts	2528	211	0	2739
History & Political Science	4140	594	0	4734
Public Administration	0	0	393	393
Social Work	69	378	0	447
College Total	18776	3128	417	22321

Semester Credit Hour Distribution by Level



Notes:

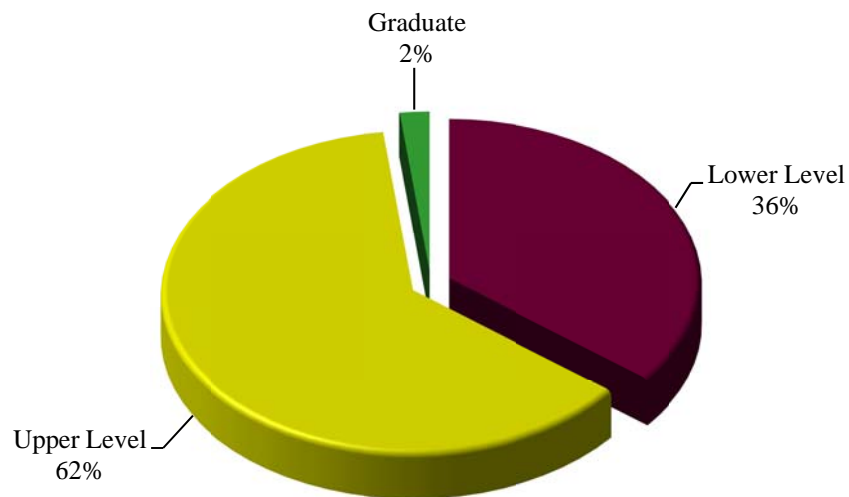
1. Credit hours are calculated by multiplying the course credit by the number of students enrolled in the course.
2. Undergraduate student credits, generated in courses for which the course number is below 5000, may be classified as lower (*i.e.*, 1000- and 2000-level) or upper (*i.e.*, 3000- and 4000-level) division. For graduate level courses the course number is 5000 and above.

Student Credit Hours by Department and Level of Instruction Fall 2009

College of Business

Department	Lower	Upper	Graduate	Total
Accounting, Business Information Systems & Marketing	1179	795	57	2031
Business Administration	723	2532	45	3300
College Total	1902	3327	102	5331

Semester Credit Hour Distribution by Level



Notes:

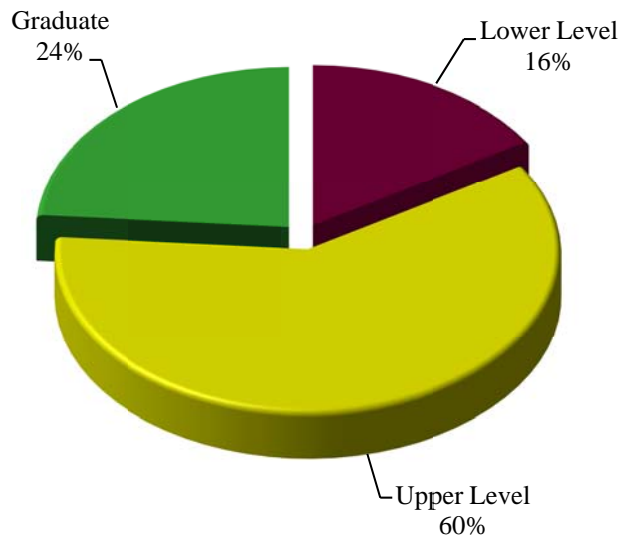
1. Credit hours are calculated by multiplying the course credit by the number of students enrolled in the course.
2. Undergraduate student credits, generated in courses for which the course number is below 5000, may be classified as lower (*i.e.*, 1000- and 2000-level) or upper (*i.e.*, 3000- and 4000-level) division. For graduate level courses the course number is 5000 and above.

Student Credit Hours by Department and Level of Instruction Fall 2009

College of Education

Department	Lower	Upper	Graduate	Total
Counseling & Education Leadership	0	0	558	558
Teacher Education	813	3000	633	4446
<i>College Total</i>	<i>813</i>	<i>3000</i>	<i>1191</i>	<i>5004</i>

Semester Credit Hour Distribution by Level



Notes:

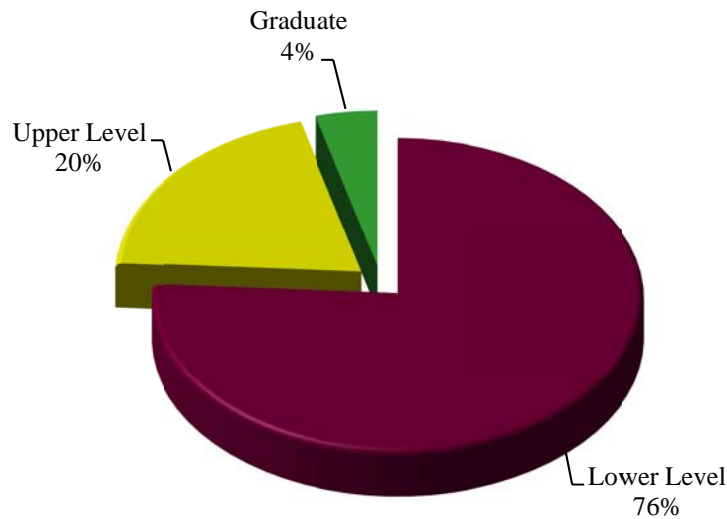
1. Credit hours are calculated by multiplying the course credit by the number of students enrolled in the course.
2. Undergraduate student credits, generated in courses for which the course number is below 5000, may be classified as lower (*i.e.*, 1000- and 2000-level) or upper (*i.e.*, 3000- and 4000-level) division. For graduate level courses the course number is 5000 and above.

Student Credit Hours by Department and Level of Instruction Fall 2009

College of Sciences and Health Professions

Department	Lower	Upper	Graduate	Total
Criminal Justice & Forensic Science	876	432	195	1503
Health, Physical Education and Recreation	1157	649	75	1881
Mathematics & Computer Science	4385	711	0	5096
Natural Sciences	5393	489	6	5888
Nursing	516	957	392	1865
College Total	12327	3238	668	16233

Semester Credit Hour Distribution by Level



Notes:

1. Credit hours are calculated by multiplying the course credit by the number of students enrolled in the course.
2. Undergraduate student credits, generated in courses for which the course number is below 5000, may be classified as lower (*i.e.*, 1000- and 2000-level) or upper (*i.e.*, 3000- and 4000-level) division. For graduate level courses the course number is 5000 and above.

Student Credit Hours by Department and Level of Instruction Fall 2009

Military Science

Department	Lower	Upper	Graduate	Total
Military Science	55	72	0	127
<i>Department Total</i>	55	72	0	127

Semester Credit Hour Distribution by Level



Notes:

1. Credit hours are calculated by multiplying the course credit by the number of students enrolled in the course.
2. Undergraduate student credits, generated in courses for which the course number is below 5000, may be classified as lower (*i.e.*, 1000- and 2000-level) or upper (*i.e.*, 3000- and 4000-level) division. For graduate level courses the course number is 5000 and above.

Student Credit Hours Summary Fall 2009

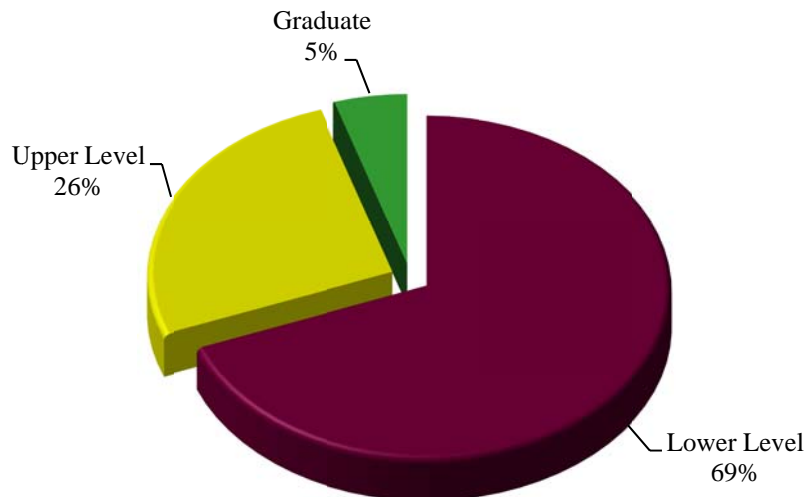
Lower Level = 33,873

Upper Level = 12,765

Graduate = 2,378

Total = 49,016

Semester Credit Hour Distribution by Level



Notes:

1. Credit hours are calculated by multiplying the course credit by the number of students enrolled in the course.
2. Undergraduate student credits, generated in courses for which the course number is below 5000, may be classified as lower (*i.e.*, 1000- and 2000-level) or upper (*i.e.*, 3000- and 4000-level) division. For graduate level courses the course number is 5000 and above.