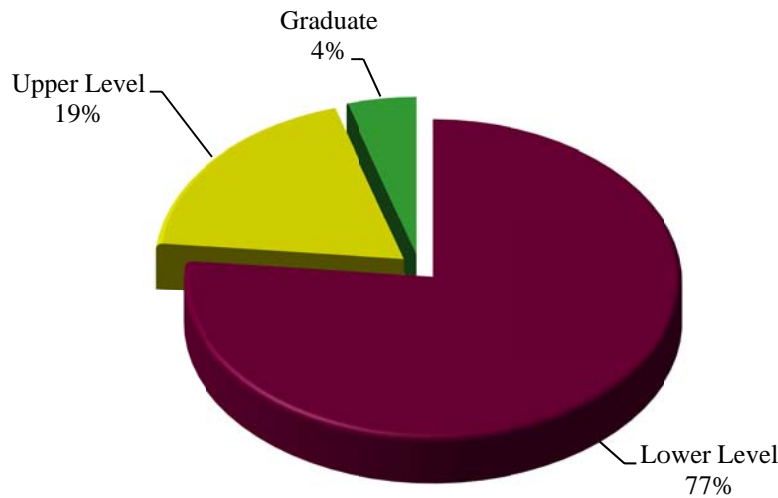


# Student Credit Hours by Department and Level of Instruction Fall 2012

## *College of Arts and Humanities*

<b>Department</b>	<b>Lower</b>	<b>Upper</b>	<b>Graduate</b>	<b>Total</b>
Academic Success Unit	2115	0	0	2115
Behavioral Sciences	2394	1407	21	3822
English, Language & Communication	4975	796	30	5801
Fine Arts	2467	427	0	2894
History & Political Science	4260	882	0	5142
Public Administration	0	0	504	504
Social Work	117	492	425	1034
<b>College Total</b>	<b>16328</b>	<b>4004</b>	<b>980</b>	<b>21312</b>

**Semester Credit Hour Distribution by Level**



**Notes:**

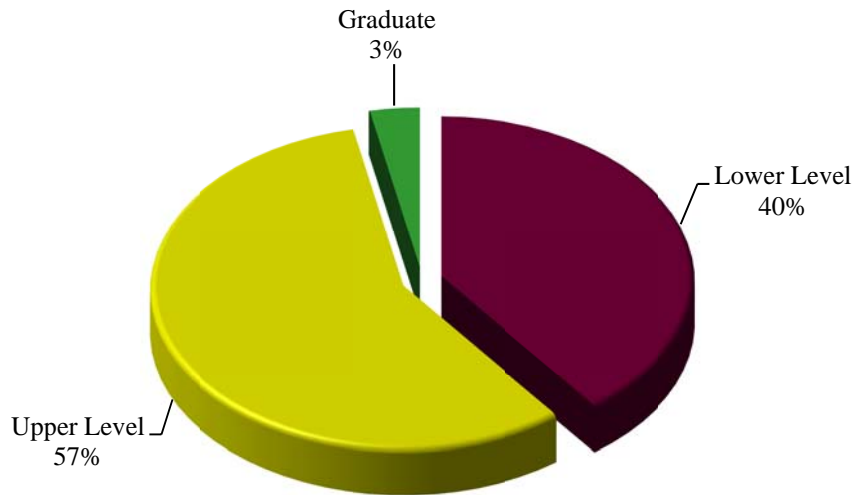
1. Credit hours are calculated by multiplying the course credit by the number of students enrolled in the course.
2. Undergraduate student credits, generated in courses for which the course number is below 5000, may be classified as lower (*i.e.*, 1000- and 2000-level) or upper (*i.e.*, 3000- and 4000-level) division. For graduate level courses the course number is 5000 and above.

## Student Credit Hours by Department and Level of Instruction Fall 2012

### *College of Business*

<b>Department</b>	<b>Lower</b>	<b>Upper</b>	<b>Graduate</b>	<b>Total</b>
Accounting, Business Information Systems & Marketing	1383	942	93	2418
Business Administration	888	2328	91	3307
<b>College Total</b>	<b>2271</b>	<b>3270</b>	<b>184</b>	<b>5725</b>

**Semester Credit Hour Distribution by Level**



**Notes:**

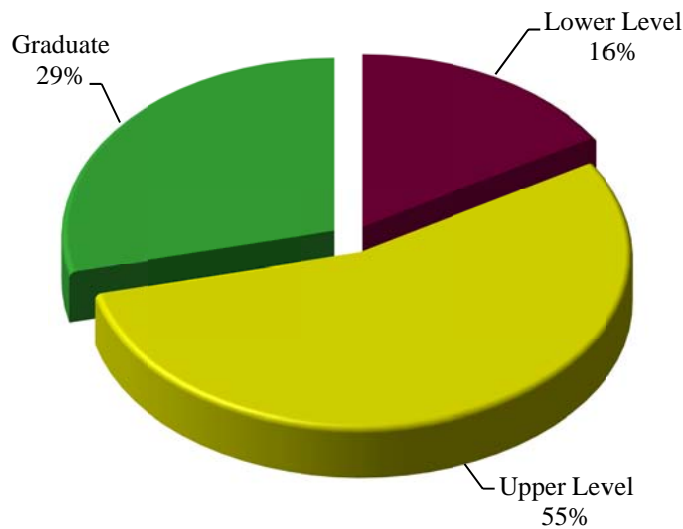
1. Credit hours are calculated by multiplying the course credit by the number of students enrolled in the course.
2. Undergraduate student credits, generated in courses for which the course number is below 5000, may be classified as lower (*i.e.*, 1000- and 2000-level) or upper (*i.e.*, 3000- and 4000-level) division. For graduate level courses the course number is 5000 and above.

# Student Credit Hours by Department and Level of Instruction Fall 2012

## *College of Education*

<b>Department</b>	<b>Lower</b>	<b>Upper</b>	<b>Graduate</b>	<b>Total</b>
Counseling & Education Leadership	0	0	564	564
Teacher Education	780	2625	816	4221
<b><i>College Total</i></b>	<b>780</b>	<b>2625</b>	<b>1380</b>	<b>4785</b>

**Semester Credit Hour Distribution by Level**



**Notes:**

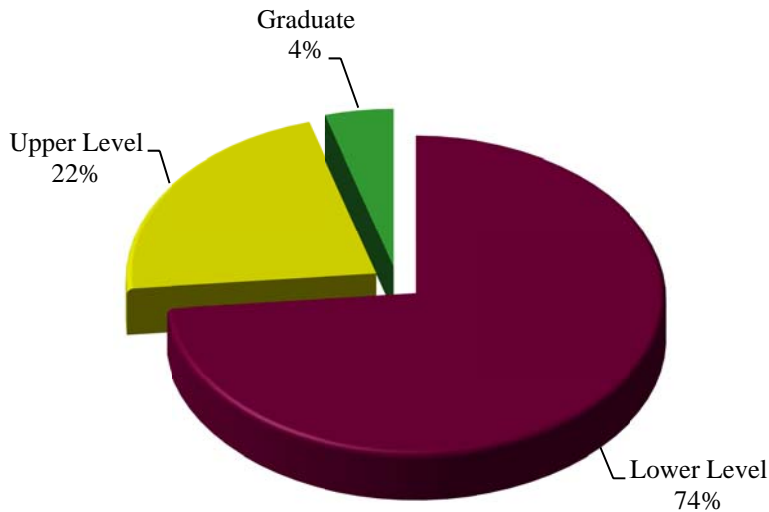
1. Credit hours are calculated by multiplying the course credit by the number of students enrolled in the course.
2. Undergraduate student credits, generated in courses for which the course number is below 5000, may be classified as lower (*i.e.*, 1000- and 2000-level) or upper (*i.e.*, 3000- and 4000-level) division. For graduate level courses the course number is 5000 and above.

# Student Credit Hours by Department and Level of Instruction Fall 2012

## *College of Sciences and Health Professions*

<b>Department</b>	<b>Lower</b>	<b>Upper</b>	<b>Graduate</b>	<b>Total</b>
Criminal Justice & Forensic Science	1455	1186	381	3022
Health, Physical Education and Recreation	1040	770	39	1849
Mathematics & Computer Science	4651	763	9	5423
Natural Sciences	6690	793	9	7492
Nursing	776	874	451	2101
<b>College Total</b>	<b>14612</b>	<b>4386</b>	<b>889</b>	<b>19887</b>

**Semester Credit Hour Distribution by Level**



**Notes:**

1. Credit hours are calculated by multiplying the course credit by the number of students enrolled in the course.
2. Undergraduate student credits, generated in courses for which the course number is below 5000, may be classified as lower (*i.e.*, 1000- and 2000-level) or upper (*i.e.*, 3000- and 4000-level) division. For graduate level courses the course number is 5000 and above.

## Student Credit Hours by Department and Level of Instruction Fall 2012

### *Military Science*

Department	Lower	Upper	Graduate	Total
Military Science	36	39	0	75
<b>Department Total</b>	<b>36</b>	<b>39</b>	<b>0</b>	<b>75</b>

**Semester Credit Hour Distribution by Level**



**Notes:**

1. Credit hours are calculated by multiplying the course credit by the number of students enrolled in the course.
2. Undergraduate student credits, generated in courses for which the course number is below 5000, may be classified as lower (*i.e.*, 1000- and 2000-level) or upper (*i.e.*, 3000- and 4000-level) division. For graduate level courses the course number is 5000 and above.

## Student Credit Hours Summary Fall 2012

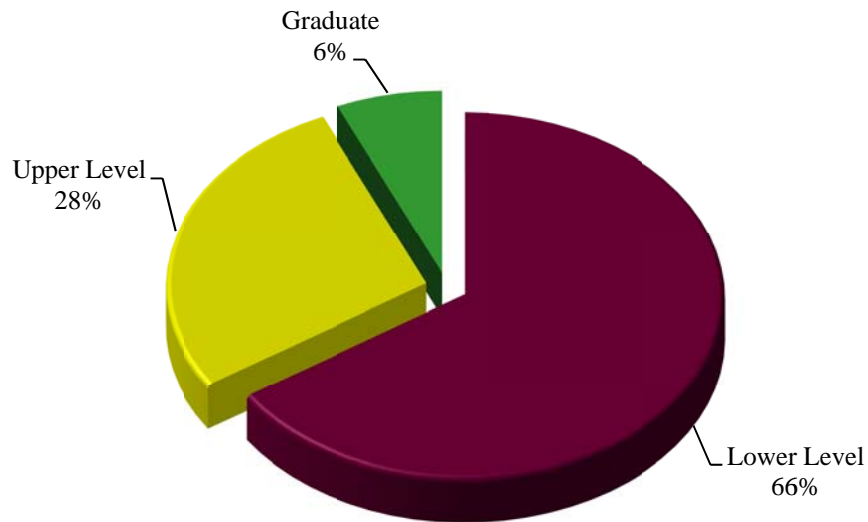
Lower Level = 34,027

Upper Level = 14,324

Graduate = 3,433

**Total = 51,784**

Semester Credit Hour Distribution by Level



### Notes:

1. Credit hours are calculated by multiplying the course credit by the number of students enrolled in the course.
2. Undergraduate student credits, generated in courses for which the course number is below 5000, may be classified as lower (*i.e.*, 1000- and 2000-level) or upper (*i.e.*, 3000- and 4000-level) division. For graduate level courses the course number is 5000 and above.