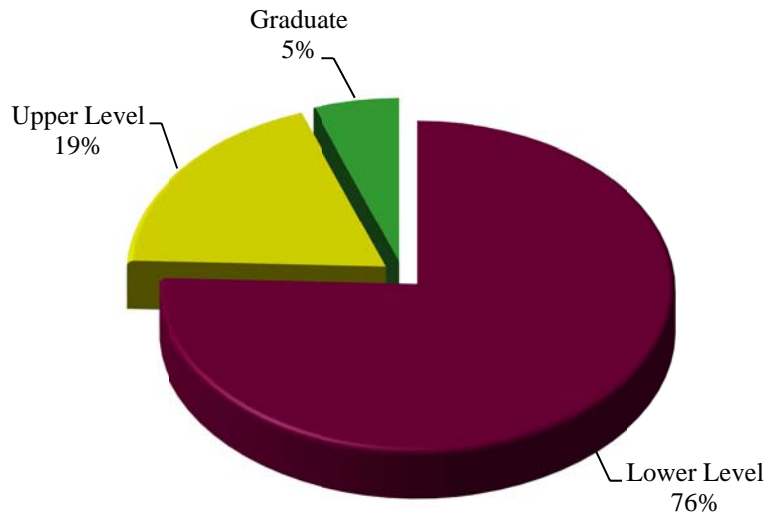


Student Credit Hours by Department and Level of Instruction Fall 2013

College of Arts and Humanities

Department	Lower	Upper	Graduate	Total
Academic Success Unit	1301	0	0	1301
Behavioral Sciences	2139	1230	57	3426
English, Language & Communication	5061	743	3	5807
Fine Arts	2579	367	0	2946
History & Political Science	4213	831	0	5044
Public Administration	0	0	600	600
Social Work	99	693	447	1239
College Total	15392	3864	1107	20363

Semester Credit Hour Distribution by Level



Notes:

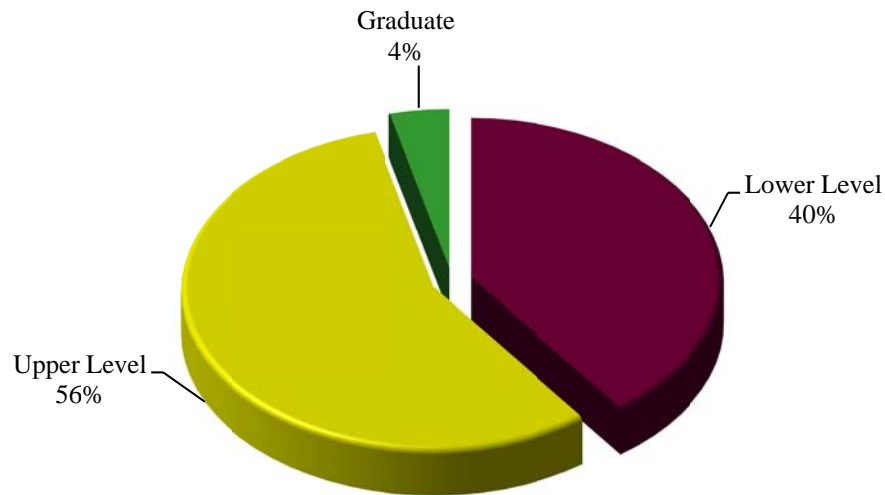
1. Credit hours are calculated by multiplying the course credit by the number of students enrolled in the course.
2. Undergraduate student credits, generated in courses for which the course number is below 5000, may be classified as lower (*i.e.*, 1000- and 2000-level) or upper (*i.e.*, 3000- and 4000-level) division. For graduate level courses the course number is 5000 and above.

Student Credit Hours by Department and Level of Instruction Fall 2013

College of Business

Department	Lower	Upper	Graduate	Total
Accounting, Business Information Systems & Marketing	1425	1029	48	2502
Business Administration	882	2220	174	3276
College Total	2307	3249	222	5778

Semester Credit Hour Distribution by Level



Notes:

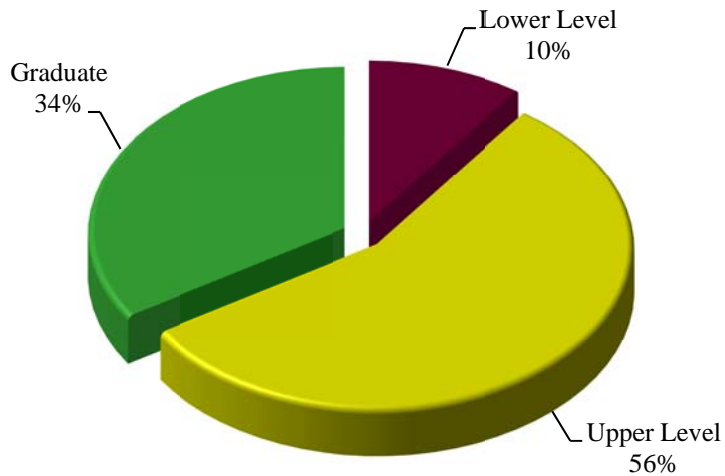
1. Credit hours are calculated by multiplying the course credit by the number of students enrolled in the course.
2. Undergraduate student credits, generated in courses for which the course number is below 5000, may be classified as lower (*i.e.*, 1000- and 2000-level) or upper (*i.e.*, 3000- and 4000-level) division. For graduate level courses the course number is 5000 and above.

Student Credit Hours by Department and Level of Instruction Fall 2013

College of Education

Department	Lower	Upper	Graduate	Total
Counseling & Education Leadership	0	0	732	732
Teacher Education	447	2527	798	3772
<i>College Total</i>	447	2527	1530	4504

Semester Credit Hour Distribution by Level



Notes:

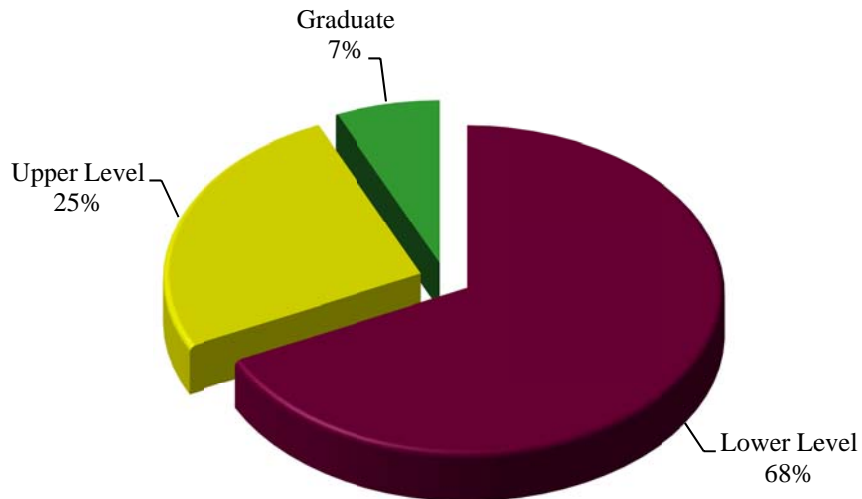
1. Credit hours are calculated by multiplying the course credit by the number of students enrolled in the course.
2. Undergraduate student credits, generated in courses for which the course number is below 5000, may be classified as lower (*i.e.*, 1000- and 2000-level) or upper (*i.e.*, 3000- and 4000-level) division. For graduate level courses the course number is 5000 and above.

Student Credit Hours by Department and Level of Instruction Fall 2013

College of Sciences and Health Professions

Department	Lower	Upper	Graduate	Total
Criminal Justice & Forensic Science	1512	1417	573	3502
Health, Physical Education and Recreation	934	689	57	1680
Mathematics & Computer Science	4309	1151	42	5502
Natural Sciences	5986	660	0	6646
Nursing	682	1151	648	2481
College Total	13423	5068	1320	19811

Semester Credit Hour Distribution by Level



Notes:

1. Credit hours are calculated by multiplying the course credit by the number of students enrolled in the course.
2. Undergraduate student credits, generated in courses for which the course number is below 5000, may be classified as lower (*i.e.*, 1000- and 2000-level) or upper (*i.e.*, 3000- and 4000-level) division. For graduate level courses the course number is 5000 and above.

Student Credit Hours by Department and Level of Instruction Fall 2013

Military Science

Department	Lower	Upper	Graduate	Total
Military Science	45	66	0	111
<i>Department Total</i>	45	66	0	111

Semester Credit Hour Distribution by Level



Notes:

1. Credit hours are calculated by multiplying the course credit by the number of students enrolled in the course.
2. Undergraduate student credits, generated in courses for which the course number is below 5000, may be classified as lower (*i.e.*, 1000- and 2000-level) or upper (*i.e.*, 3000- and 4000-level) division. For graduate level courses the course number is 5000 and above.

Student Credit Hours Summary Fall 2013

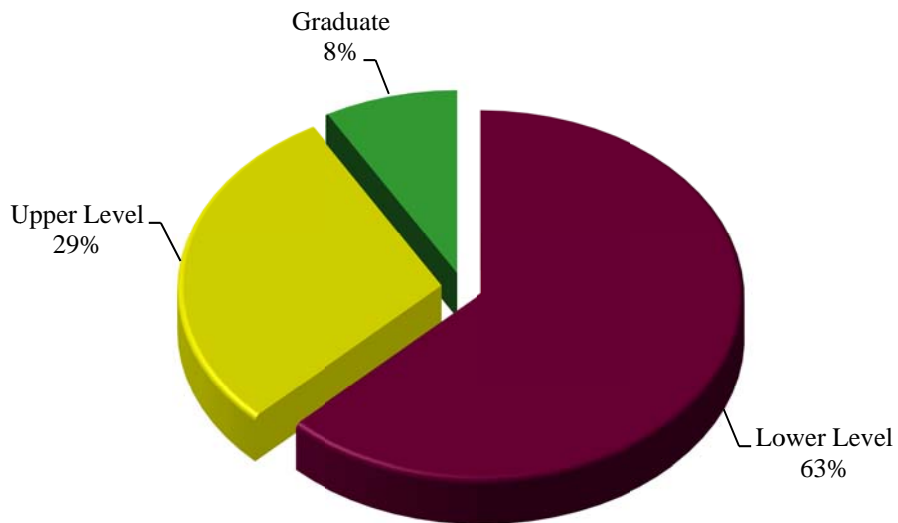
Lower Level = 31,614

Upper Level = 14,774

Graduate = 4,179

Total = 50,567

Semester Credit Hour Distribution by Level



Notes:

1. Credit hours are calculated by multiplying the course credit by the number of students enrolled in the course.
2. Undergraduate student credits, generated in courses for which the course number is below 5000, may be classified as lower (*i.e.*, 1000- and 2000-level) or upper (*i.e.*, 3000- and 4000-level) division. For graduate level courses the course number is 5000 and above.