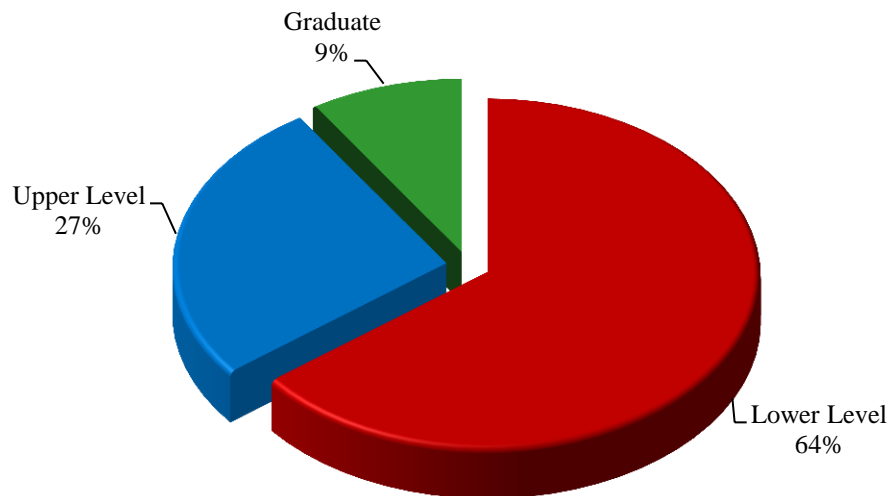


Student Credit Hours by Department and Level of Instruction Fall 2014

College of Arts and Humanities

Department	Lower	Upper	Graduate	Total
Academic Success Unit	1,012	0	0	1,012
Counseling & Psychology	1,089	633	237	1,959
Criminal Justice & Sociology	1,902	2,010	555	4,467
English, Modern Languages & Mass Communication	4,147	963	45	5,155
Fine Arts	2,386	438	0	2,824
History & Political Science	3,559	897	0	4,456
Master of Public Administration	0	0	546	546
Social Work	195	924	642	1,761
College Total	14,290	5,865	2,025	22,180

Semester Credit Hour Distribution



Notes:

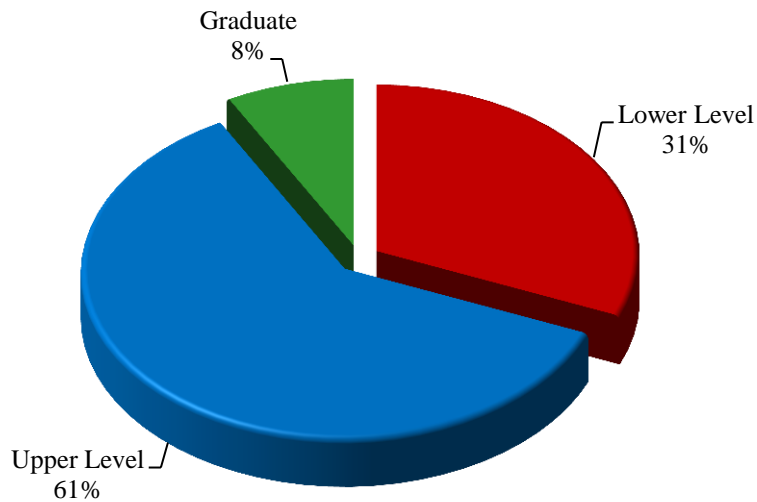
1. Credit hours are calculated by multiplying the course credit by the number of students enrolled in the course.
2. Undergraduate student credits, generated in courses for which the course number is below 5000, may be classified as lower (*i.e.*, 1000- and 2000-level) or upper (*i.e.*, 3000- and 4000-level) division. For graduate level courses the course number is 5000 and above.

Student Credit Hours by Department and Level of Instruction Fall 2014

College of Business

Program Area	Lower	Upper	Graduate	Total
Accounting	567	183	150	900
Business Administration	864	2,921	261	4,046
Business Information Systems	654	201	0	855
Marketing	0	603	120	723
Supply Chain and Logistics Management	0	147	0	147
College Total	2,085	4,055	531	6,671

Semester Credit Hour Distribution



Notes:

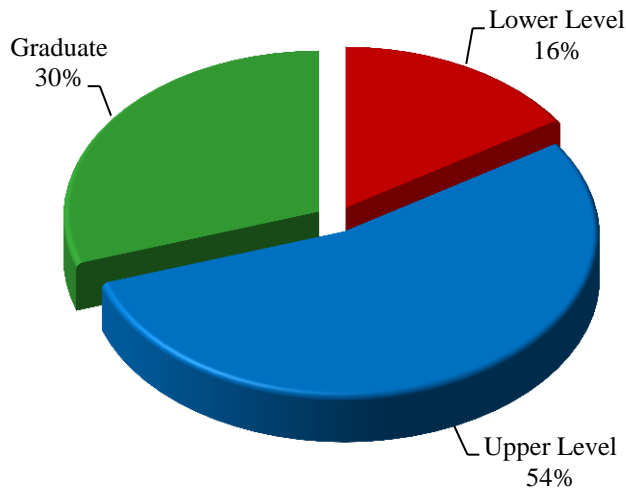
1. Credit hours are calculated by multiplying the course credit by the number of students enrolled in the course.
2. Undergraduate student credits, generated in courses for which the course number is below 5000, may be classified as lower (*i.e.*, 1000- and 2000-level) or upper (*i.e.*, 3000- and 4000-level) division. For graduate level courses the course number is 5000 and above.

Student Credit Hours by Department and Level of Instruction Fall 2014

College of Education

Department	Lower	Upper	Graduate	Total
Education Leadership	0	189	393	582
Teacher Education	564	1,729	678	2,971
<i>College Total</i>	<i>564</i>	<i>1,918</i>	<i>1,071</i>	<i>3,553</i>

Semester Credit Hour Distribution



Notes:

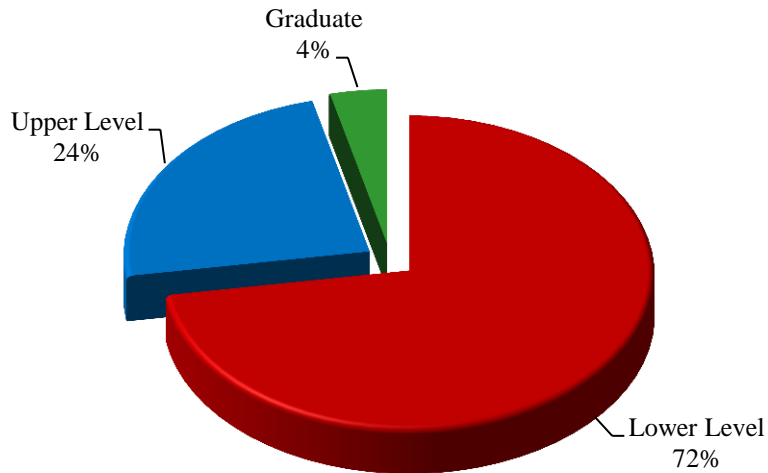
1. Credit hours are calculated by multiplying the course credit by the number of students enrolled in the course.
2. Undergraduate student credits, generated in courses for which the course number is below 5000, may be classified as lower (*i.e.*, 1000- and 2000-level) or upper (*i.e.*, 3000- and 4000-level) division. For graduate level courses the course number is 5000 and above.

Student Credit Hours by Department and Level of Instruction Fall 2014

College of Sciences and Health Professions

Department	Lower	Upper	Graduate	Total
Mathematics & Computer Science	3,594	1,037	12	4,643
Natural and Forensic Sciences	6,271	1,387	30	7,688
Nursing, Health and Human Performance	1,967	1,441	581	3,989
<i>College Total</i>	<i>11,832</i>	<i>3,865</i>	<i>623</i>	<i>16,320</i>

Semester Credit Hour Distribution



Notes:

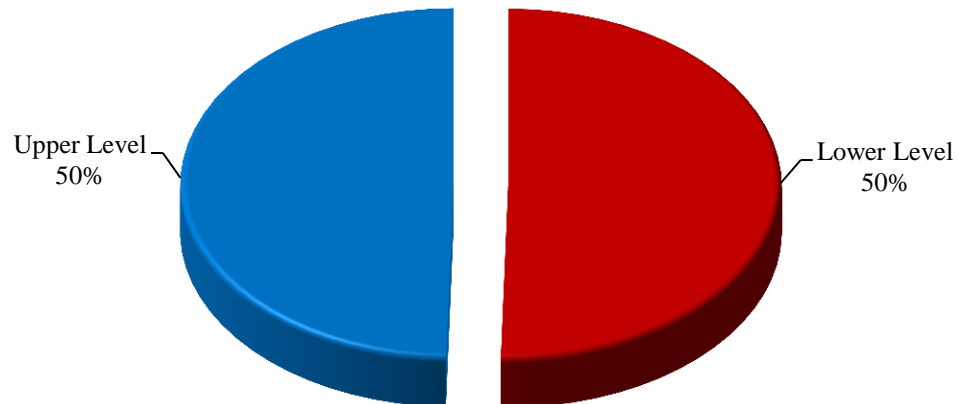
1. Credit hours are calculated by multiplying the course credit by the number of students enrolled in the course.
2. Undergraduate student credits, generated in courses for which the course number is below 5000, may be classified as lower (*i.e.*, 1000- and 2000-level) or upper (*i.e.*, 3000- and 4000-level) division. For graduate level courses the course number is 5000 and above.

Student Credit Hours by Department and Level of Instruction Fall 2014

Military Science

Department	Lower	Upper	Graduate	Total
Military Science	110	111	0	221
<i>Department Total</i>	<i>110</i>	<i>111</i>	<i>0</i>	<i>221</i>

Semester Credit Hour Distribution



Notes:

1. Credit hours are calculated by multiplying the course credit by the number of students enrolled in the course.
2. Undergraduate student credits, generated in courses for which the course number is below 5000, may be classified as lower (*i.e.*, 1000- and 2000-level) or upper (*i.e.*, 3000- and 4000-level) division. For graduate level courses the course number is 5000 and above.

Student Credit Hours Summary Fall 2014

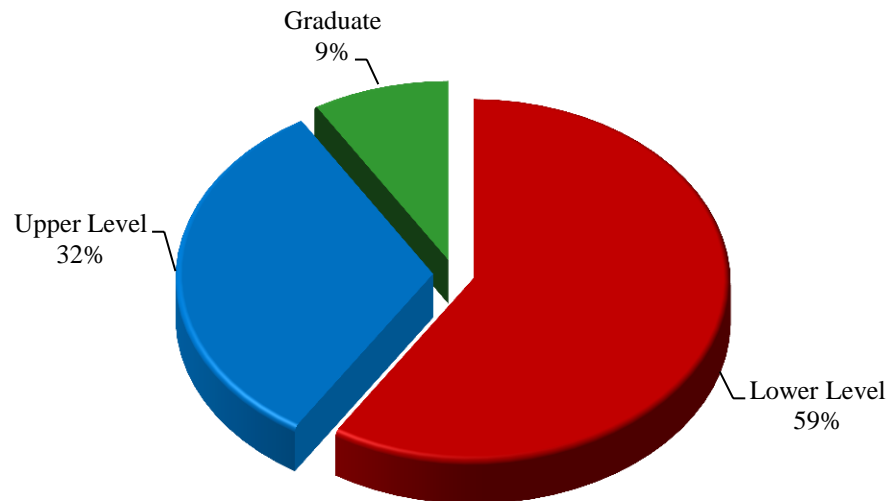
Lower Level = 28,881

Upper Level = 15,814

Graduate = 4,250

Total = 48,945

Semester Credit Hour Distribution



Notes:

1. Credit hours are calculated by multiplying the course credit by the number of students enrolled in the course.
2. Undergraduate student credits, generated in courses for which the course number is below 5000, may be classified as lower (*i.e.*, 1000- and 2000-level) or upper (*i.e.*, 3000- and 4000-level) division. For graduate level courses the course number is 5000 and above.