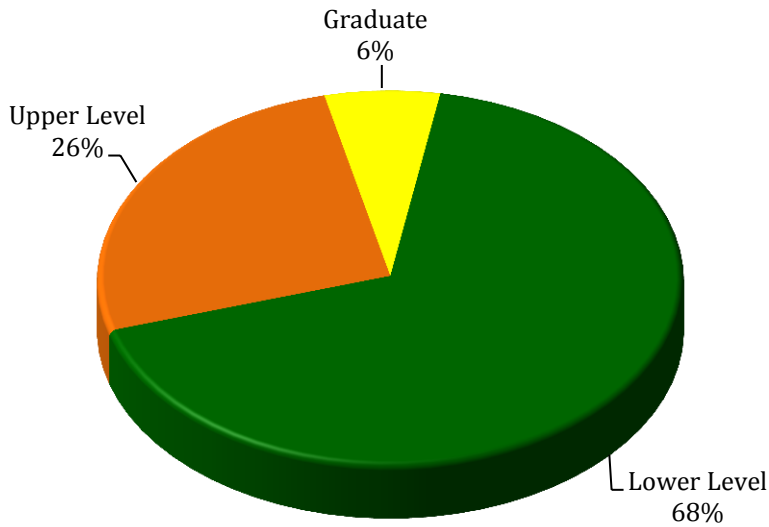


# Student Credit Hours by Department and Level of Instruction Fall 2015

## *College of Arts and Humanities*

<b>Department</b>	<b>Lower</b>	<b>Upper</b>	<b>Graduate</b>	<b>Total</b>
Academic Success Unit	922	0	0	922
Criminal Justice, Psychology & Sociology	2,694	2,493	333	5,520
English, Modern Languages & Mass Communication	4,093	858	15	4,966
Fine Arts	2,688	397	0	3,085
History & Political Science	2,712	660	0	3,372
Master of Public Administration	0	0	426	426
Social Work	162	705	495	1,362
<b>College Total</b>	<b>13,271</b>	<b>5,113</b>	<b>1,269</b>	<b>19,653</b>

**Semester Credit Hour Distribution**



**Notes:**

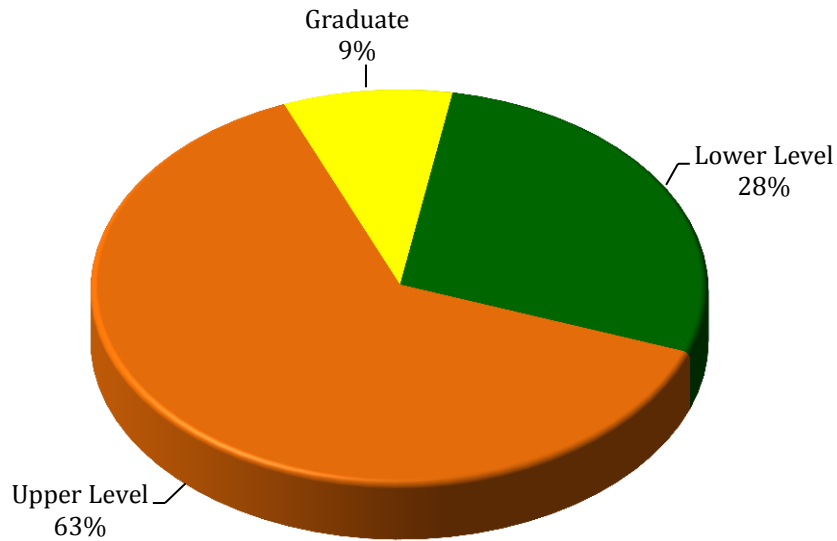
1. Credit hours are calculated by multiplying the course credit by the number of students enrolled in the course.
2. Undergraduate student credits, generated in courses for which the course number is below 5000, may be classified as lower (*i.e.*, 1000- and 2000-level) or upper (*i.e.*, 3000- and 4000-level) division. For graduate level courses the course number is 5000 and above.

# Student Credit Hours by Department and Level of Instruction Fall 2015

## *College of Business*

<b>Program Area</b>	<b>Lower</b>	<b>Upper</b>	<b>Graduate</b>	<b>Total</b>
Accounting	534	192	72	798
Business Administration	606	2,606	354	3,566
Business Information Systems	492	261	0	753
Marketing	0	492	60	552
Supply Chain and Logistics Management	0	159	42	201
<b>College Total</b>	<b>1,632</b>	<b>3,710</b>	<b>528</b>	<b>5,870</b>

**Semester Credit Hour Distribution**



**Notes:**

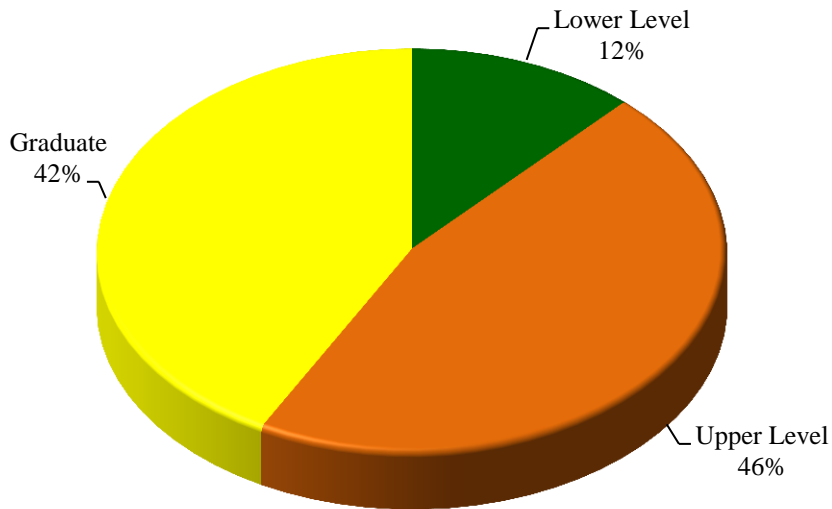
1. Credit hours are calculated by multiplying the course credit by the number of students enrolled in the course.
2. Undergraduate student credits, generated in courses for which the course number is below 5000, may be classified as lower (*i.e.*, 1000- and 2000-level) or upper (*i.e.*, 3000- and 4000-level) division. For graduate level courses the course number is 5000 and above.

# Student Credit Hours by Department and Level of Instruction Fall 2015

## *College of Education*

<b>Department</b>	<b>Lower</b>	<b>Upper</b>	<b>Graduate</b>	<b>Total</b>
Counseling & Educational Leadership	0	0	450	450
Teacher Education	375	1,442	870	2,687
<b><i>College Total</i></b>	<b>375</b>	<b>1,442</b>	<b>1,320</b>	<b>3,137</b>

**Semester Credit Hour Distribution**



**Notes:**

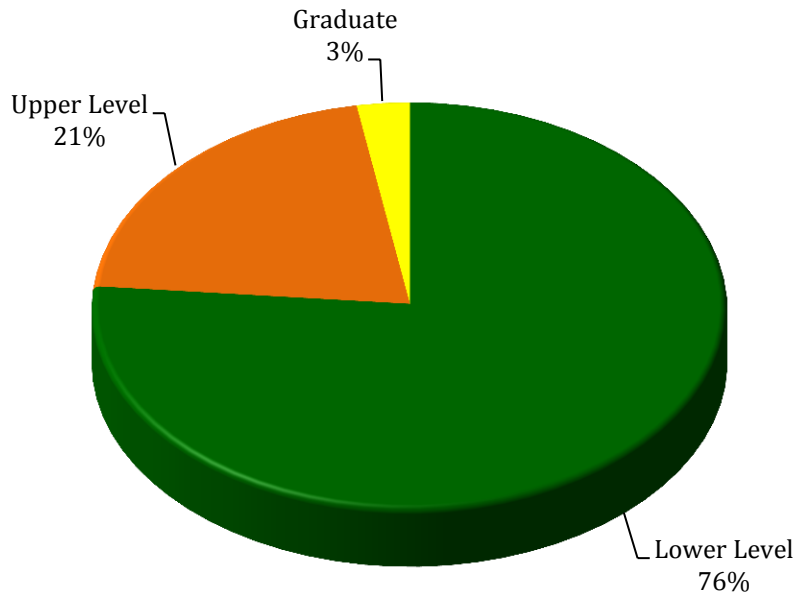
1. Credit hours are calculated by multiplying the course credit by the number of students enrolled in the course.
2. Undergraduate student credits, generated in courses for which the course number is below 5000, may be classified as lower (*i.e.*, 1000- and 2000-level) or upper (*i.e.*, 3000- and 4000-level) division. For graduate level courses the course number is 5000 and above.

# Student Credit Hours by Department and Level of Instruction Fall 2015

## *College of Sciences and Health Professions*

<b>Department</b>	<b>Lower</b>	<b>Upper</b>	<b>Graduate</b>	<b>Total</b>
Mathematics & Computer Science	3,350	865	15	4,230
Natural and Forensic Sciences	5,698	846	18	6,562
Nursing, Health and Human Performance	2,094	1,336	365	3,795
<b>College Total</b>	<b>11,142</b>	<b>3,047</b>	<b>398</b>	<b>14,587</b>

**Semester Credit Hour Distribution**



**Notes:**

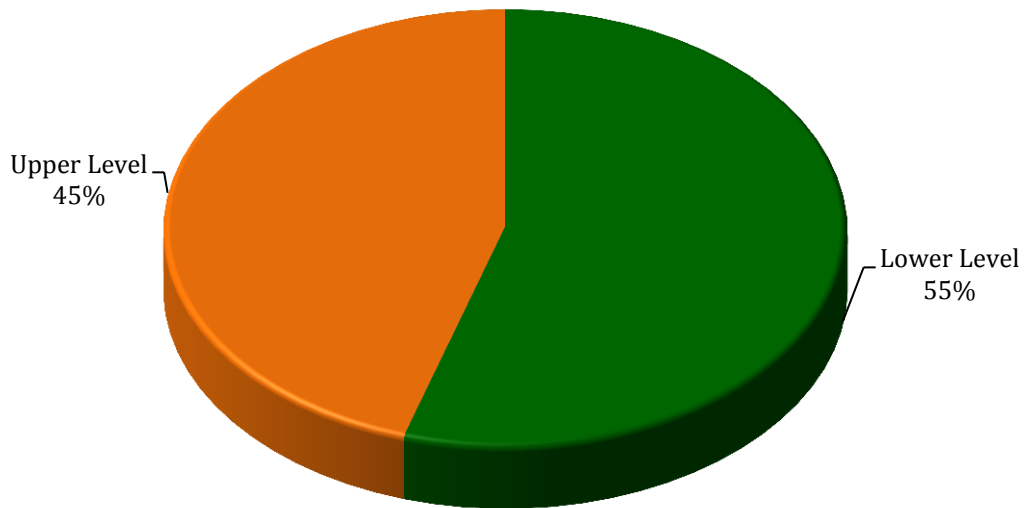
1. Credit hours are calculated by multiplying the course credit by the number of students enrolled in the course.
2. Undergraduate student credits, generated in courses for which the course number is below 5000, may be classified as lower (*i.e.*, 1000- and 2000-level) or upper (*i.e.*, 3000- and 4000-level) division. For graduate level courses the course number is 5000 and above.

## Student Credit Hours by Department and Level of Instruction Fall 2015

### *Military Science*

<b>Department</b>	<b>Lower</b>	<b>Upper</b>	<b>Graduate</b>	<b>Total</b>
Military Science	40	33	0	73
<b><i>Department Total</i></b>	<b>40</b>	<b>33</b>	<b>0</b>	<b>73</b>

**Semester Credit Hour Distribution**



**Notes:**

1. Credit hours are calculated by multiplying the course credit by the number of students enrolled in the course.
2. Undergraduate student credits, generated in courses for which the course number is below 5000, may be classified as lower (*i.e.*, 1000- and 2000-level) or upper (*i.e.*, 3000- and 4000-level) division. For graduate level courses the course number is 5000 and above.

# Student Credit Hours Summary Fall 2015

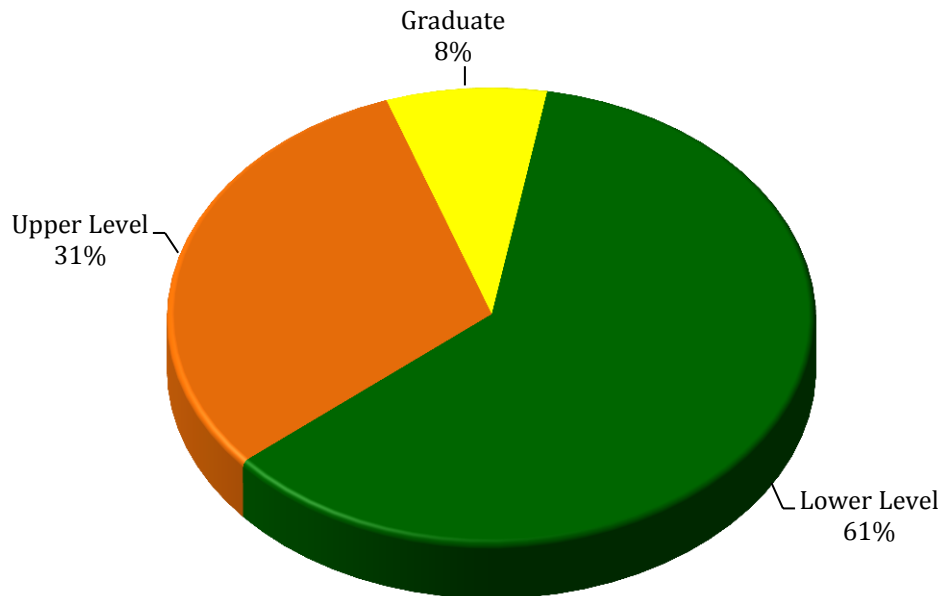
Lower Level = 26,460

Upper Level = 13,345

Graduate = 3,515

Total = 43,320

## Semester Credit Hour Distribution



### Notes:

1. Credit hours are calculated by multiplying the course credit by the number of students enrolled in the course.
2. Undergraduate student credits, generated in courses for which the course number is below 5000, may be classified as lower (*i.e.*, 1000- and 2000-level) or upper (*i.e.*, 3000- and 4000-level) division. For graduate level courses the course number is 5000 and above.